



BLACK CAT

WEAR PARTS

RVC RIPPER TEETH & PROTECTORS



Shank Protector

Extended Protector



Guard Lower Pin



Pin



REVOLUTION

A Black Cat Innovation



Intermediate Penetration



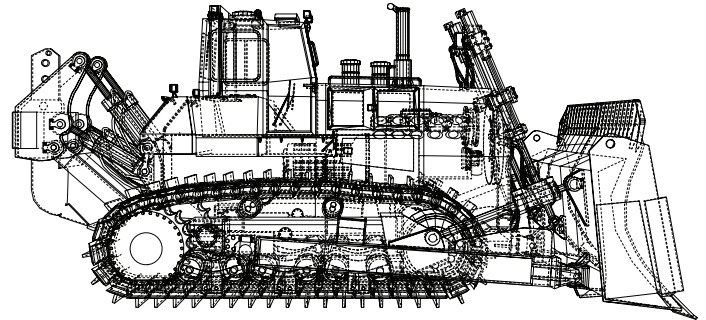
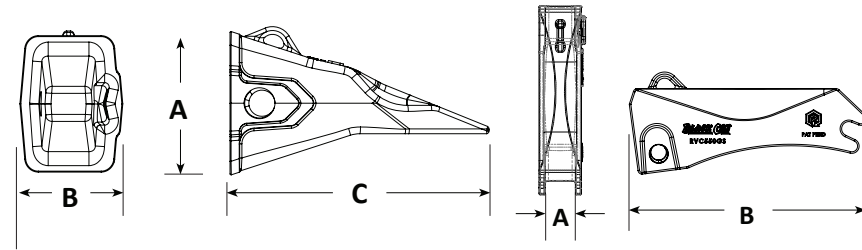
Short Centerline



Intermediate Sharp



Short Penetration



Part Number	Description	Replaces	Weight	A	B	C	Pin	Convertor	Guard Lower Pin
RVC350PTM	Intermediate Penetration Tooth	6Y0359	28.0 lb 12.7 kg	5.84" 148 mm	4.89" 124 mm	14.11" 358 mm	RVC350P	RVC350C	-
RVC450PTM	Intermediate Penetration Tooth	4T5452	42.0 lb 19.1 kg	6.84" 174 mm	6.06" 154 mm	15.65" 398 mm	RVC450P	RVC450C	-
RVC500PTM	Intermediate Penetration Tooth	4T5502	66.0 lb 29.9 kg	9.27" 235 mm	6.99" 178 mm	16.75" 425 mm	RVC500P	RVC500C	-
RVC500GS90	Protector for 90mm Shank	9W8365	98.0 lb 44.4 kg	3.56" 90 mm	23.07" 586 mm	-	RVC500P	RVC500C	RVC500GLP
RVC500GE90	Ext. Protector for 90mm Shank	9W8365EXT/ 1321014	156.0 lb 70.8 kg	3.54" 90 mm	36.21" 920 mm	-			
RVC500GS100	Protector for 100mm Shank	6Y8960	94.0 lb 42.6 kg	3.94" 100 mm	23.07" 586 mm	-	RVC550P	RVC550C	-
RVC500GE100	Ext. Protector for 100mm Shank	1321015	139.0 lb 63.0 kg	3.94" 100 mm	36.21" 920 mm	-			
RVC550CLS	Short Centerline Tooth	9W4551	99.0 lb 44.9 kg	11.28" 287 mm	7.60" 193 mm	18.00" 457 mm	RVC550P	RVC550C	-
RVC550CLM	Intermediate Centerline Tooth	9W4552	107.0 lb 48.5 kg	11.28" 287 mm	7.60" 193 mm	21.50" 546 mm			
RVC550RR	Intermediate Sharp Tooth	New Shape	112.0 lb 50.8 kg	11.52" 292 mm	7.60" 193 mm	21.25" 540 mm			
RVC550V	Short Penetration Tooth	New Shape	122.0 lb 55.3 kg	11.52" 292 mm	7.60" 193 mm	19.66" 499 mm	RVC550P	RVC550C	RVC550GLP
RVC550GS	Protector for 110mm Shank	9N4621	200.0 lb 90.7 kg	4.33" 110 mm	28.91" 734 mm	-			
RVC550GE	Ext. Protector for 110mm Shank	1321016	261.0 lb 118.4 kg	4.33" 110 mm	37.18" 944 mm	-			

Black Cat Wear Parts Ltd. produces after market replacement products designed to work with specific third party wear part systems. Reference to Caterpillar, ESCO, Super V, SV2 and other third party trademarks referred to in this publication are for informational, comparative, and descriptive purposes only. Black Cat Wear Parts Ltd. does not claim any ownership in or license to use any third party trademarks referred to in this publication and is not affiliated with, nor does it make, use or sell any products manufactured by any owner of such trademarks.

www.blackcatwearparts.com
sales@blackcatwearparts.com
 +1-780-465-6666 1-800-661-6666

**STRONG ENOUGH
TO ANSWER ANY CALL!**

265.1025

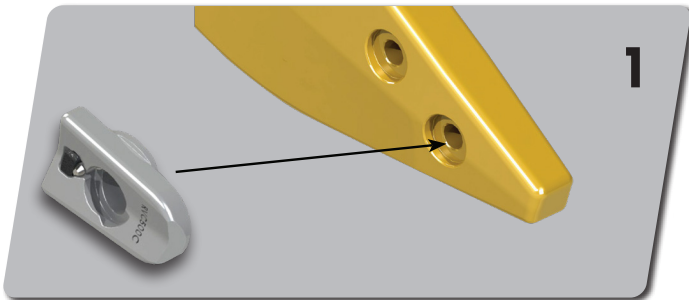


BLACK CAT

WEAR PARTS

RVC RIPPER TEETH & PROTECTORS

Tooth Installation



Insert converter into existing retainer hole, lock side first.

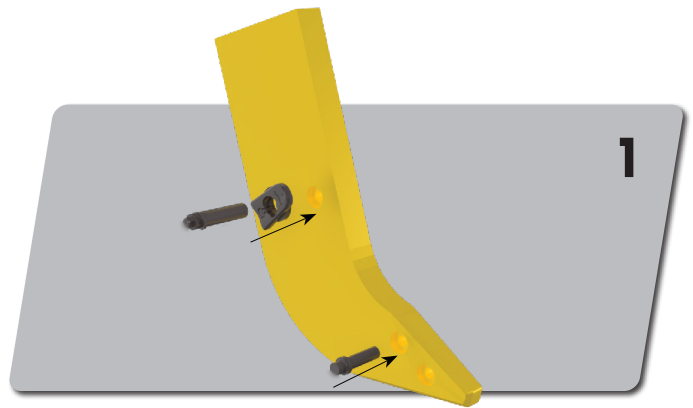


Fit tooth over nose and converter.

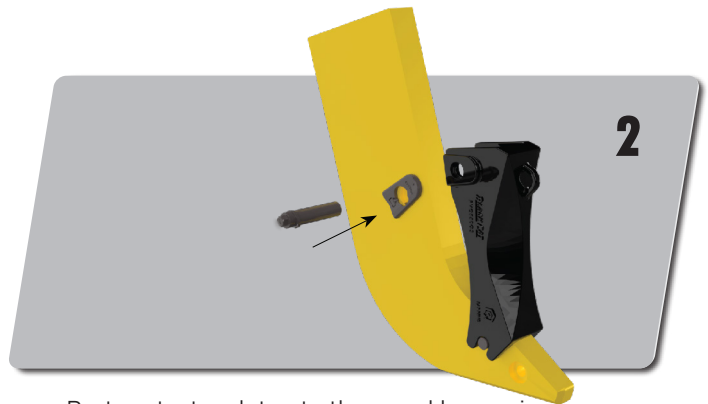


Insert helical pin and rotate 180 degrees with a socket wrench to engage lock.

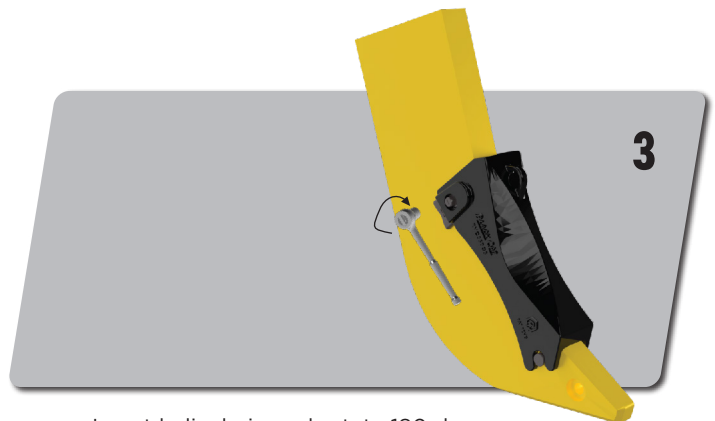
Protector Installation



Insert converter into upper retainer hole and place guard lower pin in the lower retainer hole.



Rest protector slot onto the guard lower pin. Rotate the protector on guard lower pin to fit over the shank and converter.



Insert helical pin and rotate 180 degrees with a socket wrench to engage lock.