



BLACK CAT

WEAR PARTS


LIP, HEEL & CORNER PROTECTION

Mechanical Lip Shrouds

Center	LH	RH	Weight	Fits Thickness	Length	Bevel Angle	Spade	Eqpt.	Base	Pin
TAC70X415-1	TAC70X415-2L	TAC70X415-2R	220.0 lb 100.0 kg	2.75" 70 mm	16.34" 415 mm	30°	13°	Loader	TAB	TAP
TAC75X430-1	TAC75X430-2L	TAC75X430-2R	294.4 lb 133.8 kg	3.00" 76 mm	16.93" 430 mm	30°	13°	Loader	TAB	TAP

Weld On Lip Shrouds


Part Number	Weight	Lip Thickness	Degree	A	B	C
4ML50UC	14.6 lb 6.6 kg	1.25" - 2.00" 32 mm - 51 mm	30°	5.59" 142 mm	5.15" 131 mm	8.12" 206 mm
10WS	19.6 lb 8.9 kg	1.50" 38 mm	30°	10.00" 254 mm	7.00" 178 mm	7.38" 187 mm
13WS	40.7 lb 18.5 kg	1.75" 44 mm	23°	13.00" 330 mm	10.00" 254 mm	10.25" 260 mm
WS25	4.0 lb 1.8 kg	1.75" 44 mm	22°	2.50" 64 mm	2.50" 64 mm	4.88" 124 mm
WS45	14.2 lb 6.4 kg	1.75" - 2.00" 44 mm - 51 mm	30°	4.50" 114 mm	4.50" 114 mm	7.17" 182 mm
WLS2002224	107.7 lb 48.9 kg	2.00" 51 mm	22°	24.00" 610 mm	24.00" 610 mm	8.57" 218 mm
WLS2003024	122.1 lb 55.4 kg	2.00" 51 mm	30°	24.00" 610 mm	24.00" 610 mm	9.18" 233 mm
WLS2502224	142.3 lb 64.5 kg	2.50" 64 mm	22°	24.00" 610 mm	24.00" 610 mm	10.23" 260 mm
WLS2503024	171.1 lb 77.6 kg	2.50" 64 mm	30°	24.00" 610 mm	24.00" 610 mm	11.33" 288 mm
WS80	33.4 lb 15.1 kg	2.50" - 3.00" 64 mm - 76 mm	30°	8.00" 203 mm	7.00" 178 mm	8.57" 218 mm
4ML70UC	45.3 lb 20.5 kg	2.50" - 3.00" 64 mm - 76 mm	30°	9.47" 241 mm	8.93" 227 mm	9.49" 241 mm
WLS3002224	222.9 lb 101.1 kg	3.00" 76 mm	22°	24.00" 610 mm	24.00" 610 mm	12.72" 323 mm
WLS3003024	202.6 lb 91.9 kg	3.00" 76 mm	30°	24.00" 610 mm	24.00" 610 mm	12.72" 323 mm
4599824BC	19.1 lb 8.7 kg	3.15" 80 mm	22°	2.28" 58 mm	2.28" 58 mm	12.17" 309 mm
WLS3503024	271.6 lb 123.2 kg	3.50" 89 mm	30°	24.00" 610 mm	24.00" 610 mm	14.74" 374 mm
WLS4003024	417.1 lb 189.2 kg	4.00" 102 mm	30°	24.00" 610 mm	24.00" 610 mm	17.46" 443 mm
STR120UC	85.2 lb 38.6 kg	4.00" - 4.75" 102 mm - 121 mm	30°	12.16" 309 mm	10.40" 264 mm	9.23" 234 mm
STR120LD	83.3 lb 37.8 kg	4.00" - 4.75" 102 mm - 121 mm	30°	11.90" 302 mm	9.50" 241 mm	9.14" 232 mm
STR120RD	83.9 lb 38.1 kg	4.00" - 4.75" 102 mm - 121 mm	30°	11.90" 302 mm	9.50" 241 mm	9.14" 232 mm



TAC75X430-1



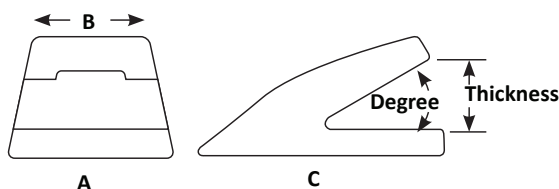
WLS2003024



4599824BC



STR120UC





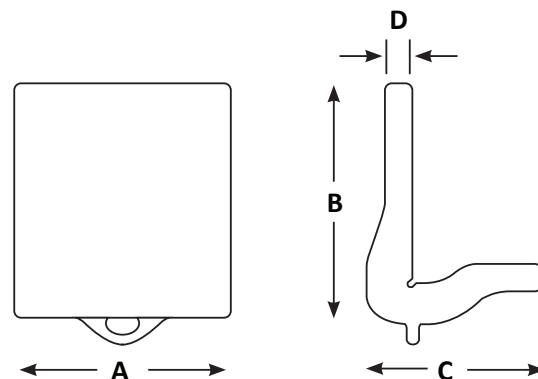
BLACK CAT

WEAR PARTS

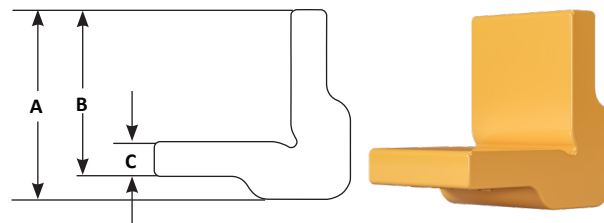
LIP, HEEL & CORNER PROTECTION

Weld On Heel Shrouds

Part Number	Description	Weight	A	B	C	D
CG03	Straight	5.4 lb 2.4 kg	3.00" 76 mm	4.12" 105 mm	3.62" 92 mm	0.75" 19 mm
MM120BHS	Curved	8.8 lb 4.0 kg	4.59" 117 mm	5.12" 130 mm	3.94" 100 mm	1.37" 35 mm
2804079	Curved	9.3 lb 4.2 kg	4.70" 119 mm	5.90" 150 mm	4.30" 109 mm	0.79" 20 mm
2804078	Straight	10.8 lb 4.9 kg	4.70" 119 mm	5.90" 150 mm	4.30" 109 mm	0.79" 20 mm
ES6697-4	Curved	22.4 lb 10.2 kg	7.49" 190 mm	7.00" 178 mm	4.00" 102 mm	1.24" 31 mm
1386551	Curved	26.9 lb 12.2 kg	6.88" 175 mm	8.13" 207 mm	5.88" 149 mm	1.00" 25 mm
1386529	Straight	29.6 lb 13.4 kg	6.88" 175 mm	8.13" 207 mm	5.88" 149 mm	1.00" 25 mm
MM170BHS	Curved	27.2 lb 12.3 kg	6.56" 167 mm	7.31" 186 mm	5.63" 143 mm	1.44" 37 mm
ES6697-3	Curved	29.9 lb 13.6 kg	7.49" 190 mm	7.00" 178 mm	4.00" 102 mm	1.24" 31 mm
ST002	Curved	29.2 lb 13.2 kg	11.75" 298 mm	4.00" 102 mm	4.00" 102 mm	1.00" 25 mm
ST001	Straight	33.3 lb 15.1 kg	18.00" 457 mm	4.00" 102 mm	4.00" 102 mm	1.00" 25 mm
ES6697-2	Curved	45.3 lb 20.5 kg	7.50" 191 mm	10.00" 254 mm	6.00" 152 mm	2.00" 51 mm
MM260BHS	Curved	59.1 lb 26.8 kg	10.00" 254 mm	9.00" 229 mm	7.00" 178 mm	1.69" 43 mm
1571027	Curved	59.3 lb 26.9 kg	9.81" 249 mm	10.63" 270 mm	7.88" 200 mm	1.19" 30 mm
1571019	Straight	65.1 lb 29.5 kg	9.81" 249 mm	10.63" 270 mm	7.88" 200 mm	1.19" 30 mm
ES6697-5	Curved	87.5 lb 39.7 kg	9.99" 254 mm	12.00" 305 mm	8.00" 203 mm	2.00" 51 mm
MM350BHS	Curved	101.0 lb 45.8 kg	13.78" 350 mm	9.45" 240 mm	7.87" 200 mm	1.97" 50 mm
ES6697-7	Curved	189.5 lb 86.0 kg	9.84" 250 mm	13.70" 348 mm	9.88" 251 mm	3.94" 100 mm
CWS100X250-1	Curved	190.8 lb 86.5 kg	9.84" 250 mm	13.78" 350 mm	10.24" 260 mm	3.84" 98 mm



ST001



Corner Protectors

Part Number	Description	Weight	Length	A	B	C
CG24-5	Round Edge	31.5 lb 14.3 kg	24.00" 610 mm	3.88" 99 mm	3.50" 89 mm	0.63" 16 mm
CG36-6	Square Edge	67.8 lb 30.8 kg	36.00" 914 mm	4.13" 105 mm	3.63" 92 mm	0.75" 19 mm



CG36-6

CG03



ES6697-4

Black Cat Wear Parts Ltd. produces after market replacement products designed to work with specific third party wear part systems. Reference to Caterpillar, ESCO, Super V, SV2 and other third party trademarks referred to in this publication are for informational, comparative, and descriptive purposes only. Black Cat Wear Parts Ltd. does not claim any ownership in or license to use any third party trademarks referred to in this publication and is not affiliated with, nor does it make, use or sell any products manufactured by any owner of such trademarks.

www.blackcatwearparts.com
sales@blackcatwearparts.com
 +1-780-465-6666
 1-800-661-6666

**STRONG ENOUGH
 TO ANSWER ANY CALL!**

920.0326