


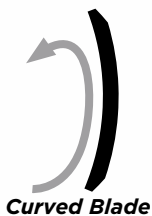


MINING GRADER BLADES




Special Curved 10" 13" or 16" Wide Blades Available in 4' Lengths

- Increased Penetration
- Better Material Flow means Blade is Pushing Less Material
- Grader is Not Working as Hard Resulting in Lower Fuel Consumption & Increased Tire Life



Curved Blade



Straight Blade

- Standard 16G/H/M and 24H/M Edges, 10" 13" and 16" Wide
- Optional Thickness from 1" to 3"
- 24H/M Edges in Standard 4' Lengths or Optional 8' Lengths
- Tungsten Carbide Impregnation for Extended Wear Life in Abrasive Applications
- Optional Threaded Holes Accommodate Lifting Eyes for Safer and Faster Installation
- Serration can be Added to Flat or Curved Blades for Increased Penetration and/or to Leave Fines on Surface
- Blades can be Packaged in Kits Allowing for a Complete Change-Out to be Stocked as One Item
- Cast Ice Blade